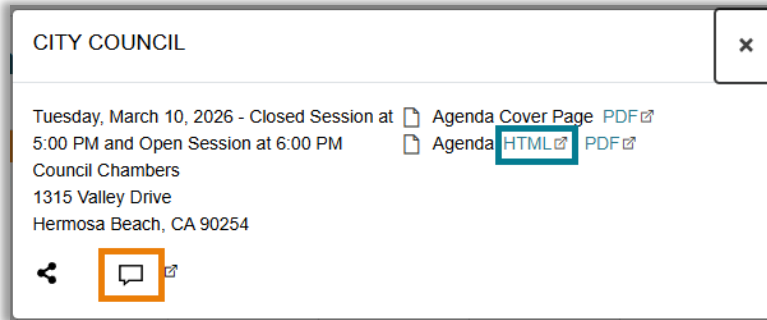


HOW TO SUBMIT AN ECOMMENT

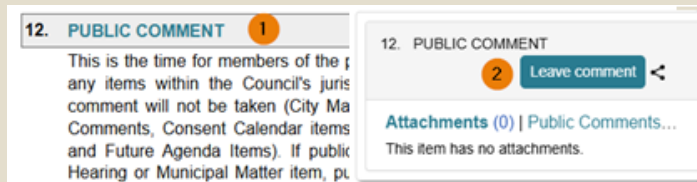
Visit the [Agendas / Minutes / Videos](#) page and find an upcoming meeting on the calendar.

Click on the meeting then click on the **HTML Agenda link**. The **speech bubble icon** indicates public comments are currently being accepted for this agenda.



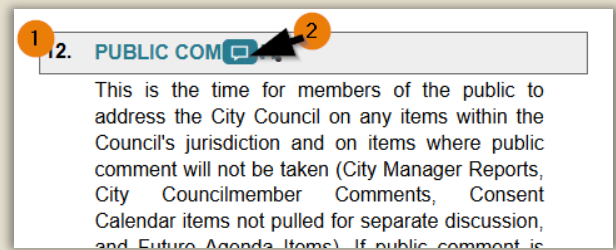
On a desktop computer

Click on an item in the agenda (1), then click on the blue "Leave comment" button (2) to leave a comment for that agenda item.



On a phone or tablet

Click on an item in the agenda (1), then click on the blue speech bubble icon button (2) to leave a comment for that agenda item.



In the Public Comment pop-up enter your name and email.

Email verification is required to submit an eComment. By default, your email will not be public.

You can select a Position (For, Against, No Position)

Enter your public comment.

Check the I'm not a robot box and click the Submit button.

Go to your email and use the verification link. Your comment will be published once your email is verified.

Please contact the City Clerk's Office during business hours if you experience any issues with eComment.
cityclerk@hermosabeach.gov | (310) 318-0204